

**AUTO TRAIL**



**2024 COLLECTION**









# THE AUTO-TRAIL COLLECTION

Introducing the 2024 Auto-Trail campervan and motorhome range! Embark on a journey like never before, where adventure awaits at every turn. Our collection of campervans and motorhomes has been meticulously crafted to redefine the way you explore the world. With cutting-edge design, innovative technology, and uncompromising quality, Auto-Trail continues to be a name synonymous with adventure, freedom, and unforgettable travel experiences.

In this brochure, we invite you to discover a world of possibilities. Whether you're a seasoned explorer seeking the ultimate in comfort and convenience, or a first-time adventurer ready to embrace a nomadic lifestyle, our range offers a perfect match for every wanderlust-filled soul.

From compact yet versatile campervans ideal for spontaneous weekend getaways, to spacious motorhomes equipped with all the comforts of home, Auto-Trail has thoughtfully designed each vehicle to cater to your unique needs. Take a look through the exceptional features, luxurious interiors, and unmatched performance of our 2024 line-up, and get ready to make memories that will last a lifetime.

## CONTENTS

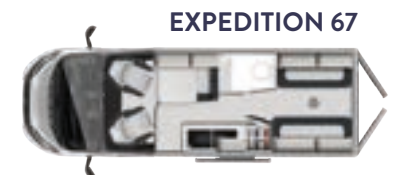
- 04 EXPEDITION
- 10 V-LINE SE
- 16 V-LINE SPORT
- 21 ADVENTURE
- 25 EXPEDITION COACHBUILT
- 31 F-LINE
- 39 EXCEL
- 45 IMALA
- 51 FRONTIER
- 56 GRANDE FRONTIER
- 61 FABRIC AND EXTERIORS
- 62 ENHANCEMENTS AND ENGINES
- 63 MY AUTO-TRAIL
- 64 WHY CHOOSE AUTO-TRAIL





# THE EXPEDITION RANGE

[www.auto-trail.co.uk](http://www.auto-trail.co.uk) | 01472 571 000







# EXPEDITION HIGHLIGHTS

- ✓ COMPETITIVELY PRICED
- ✓ SIGNATURE 'EXPEDITION GREY' COLOUR
- ✓ 140BHP ENGINE AS STANDARD
- ✓ SLIDE-OUT BIKE TRAYS (MODEL DEPENDENT)
- ✓ OPTIONAL POP-TOP (MODEL DEPENDENT)
- ✓ HARD-WEARING UPHOLSTERY
- ✓ REFRIGERATOR WITH INTEGRATED FREEZER



SCAN QR CODE  
FOR THE FULL  
SPECIFICATIONS



# THE EXPEDITION 66

Unleash your spirit of adventure with the Auto-Trail Expedition 66 - an exciting choice for thrill-seekers seeking unforgettable experiences without breaking the bank! This compact 5.99m campervan features two travelling seats and a spacious rear lounge that converts into a comfortable double bed, offering you the freedom to travel and camp wherever the mood takes you.

Equipped with a standard 140bhp engine, cab air conditioning, and cruise control, the Expedition 66 allows for seamless road trips alone or with your travel companion. Safety is a priority, and you can rest assured with driver and passenger airbags for added peace of mind.

Designed for the dynamic duo or lone rangers, the Expedition 66 features practical and comfortable upholstery, providing a cosy chill-out space after your day's adventures. Modern touches like sleek upper locker doors and a comprehensive kitchen worktop ensure your campervan is ready for your next adventure.

Stay warm and snug on cooler nights with the chassis-mounted Whale HeatAir space and Expanse water heating, which also creates extra living space and storage, perfect for housing your travel essentials.

Embrace the call of the wild with the Auto-Trail Expedition 66 - your affordable gateway to thrilling escapades and unforgettable memories!

 2	 2
 140BHP	 3,500kg
	
LENGTH 5.99m (19'7")	WIDTH 2.27m (7'5")



SCAN QR CODE  
FOR THE FULL  
SPECIFICATIONS





# THE EXPEDITION 67

The Auto-Trail Expedition 67 campervan is your perfect budget-friendly companion for exciting family getaways! With four travelling seats and a compact rear lounge, this practical and adventure-ready 5.99m campervan is ideal for memorable trips.

Enjoy a smooth and reliable driving experience with the standard 140bhp engine, while cab air conditioning and cruise control add extra comfort to your journeys.

Designed for practicality without sacrificing style, the Expedition 67 features the unique 'Expedition Grey' body colour with exclusive graphics, plus cosy and durable soft-touch interior upholstery. With the option to take this campervan from two berths to four, upgrade to an elevating pop-top roof which includes an additional double bed tucked out of the way.

Prepare delicious family meals on the go with the modern kitchen worktop and convenient 2-burner gas hob.

Optimize your space and keep warm with the integrated Whale HeatAir space and Expanse water heating system, chassis mounted for extra storage and living space. The easy-to-use touchscreen control panel ensures a comfortable environment on all your adventures.

Discover the joy of affordable and hassle-free travel with the Auto-Trail Expedition 67 - the perfect entry-level campervan that's ready to accompany your family on memorable journeys.

 2 - 4	 4
 140BHP	 3,500kg
 LENGTH 5.99m (19'7")	 WIDTH 2.27m (7'5")



SCAN QR CODE  
FOR THE FULL  
SPECIFICATIONS



# THE EXPEDITION 67 FLEX

Introducing the brand-new Auto-Trail Expedition 67 Flex - the ultimate all-rounder designed with flexibility for the whole family. This campervan offers a cosy and comfortable sleeping space for four, including a space saving drop-down double bed above the rear lounge.

Equipped with a powerful 140bhp Euro 6D engine, cab air conditioning, passenger airbag, and cruise control as standard, you'll experience an enjoyable and smooth driving experience on every journey.

Designed for practicality without compromising on style, the Expedition 67 Flex has a sleek 'Expedition Grey' body colour, complemented by exclusive graphics. Inside, the soft-touch upholstery provides a welcoming and durable interior for the entire family. Discover the convenience of a modern kitchen and 2-burner gas hob, allowing you to whip up delicious family meals during your adventures.

Stay warm and cosy with the integrated Whale HeatAir space and Expanse water heating system, ingeniously chassis-mounted to maximize storage and living space. The user-friendly touchscreen control panel ensures a comfortable environment throughout your travels.

Embark on unforgettable family breaks with the Auto-Trail Expedition 67 Flex - your flexible and affordable campervan for making precious memories.

 2 - 4	 4
 140BHP	 3,500kg
 LENGTH 5.99m (19'7")	 WIDTH 2.27m (7'5")



SCAN QR CODE  
FOR THE FULL  
SPECIFICATIONS





# THE EXPEDITION 68

Discover the Auto-Trail Expedition 68 campervan - a true innovation for dedicated sports enthusiasts! With over 40 years of motorhome expertise, Auto-Trail presents their first-ever campervan tailored specifically for cyclists, offering seamless travel while securely transporting bikes and equipment, internally in a bespoke garage.

The Expedition 68 boasts a modern, eye-catching 'Expedition Grey' exterior. Under the hood, a powerful 140bhp engine ensures top-notch performance, even when loaded with gear. For those seeking an extra boost, a 180bhp engine upgrade is available as an optional feature when paired with a 9-speed automatic gearbox and 16" alloy wheels.

Stay comfortable and cosy throughout your journey with the efficient Whale HeatAir space and Expanse water heating system. Cleverly mounted beneath the chassis, this space-saving solution maximizes interior storage capacity. With the option to take this campervan from two berths to four, upgrade to an elevating pop-top roof which includes an additional double bed tucked out of the way.

Whether you prefer road biking, BMX, track cycling, mountain biking or cyclocross, unleash your sense of adventure with the Auto-Trail Expedition 68 and enjoy more cycling experiences with the convenience and comfort of a purpose-built campervan.

 2 - 4	 4
 140BHP	 3,500kg
 LENGTH 6.36m (20'10")	 WIDTH 2.27m (7'5")



SCAN QR CODE  
FOR THE FULL  
SPECIFICATIONS





10 | V-LINE SE RANGE



# THE V-LINE SE RANGE

V-LINE 540 SE



V-LINE 610 SE



V-LINE 635 SE



V-LINE 636 SE



[www.auto-trail.co.uk](http://www.auto-trail.co.uk) | 01472 571 000





# V-LINE SE

## HIGHLIGHTS

- ✓ 16" ALLOY WHEELS
- ✓ ELECTRICALLY OPERATED ENTRANCE STEP
- ✓ STEERING WHEEL CONTROLS FOR RADIO & TELEPHONE
- ✓ INTEGRATED MICROWAVE
- ✓ SIGNATURE REAR LOUNGE WITH BENCH SEATS
- ✓ UP TO FOUR SEATBELTS
- ✓ COMPACT SIZE FOR EASY PARKING



SCAN QR CODE  
FOR THE FULL  
SPECIFICATIONS





# THE V-LINE 540 SE

Discover the Auto-Trail V-Line 540 SE campervan - a compact marvel that blends versatility and comfort in its ingenious layout. Perfectly tailored for spontaneous getaways for two, this Fiat campervan features a separate washroom, cosy rear lounge, and functional galley kitchen.

The V-Line 540 SE is your ultimate travel companion. With the updated Fiat Ducato Series 9, Euro 6D chassis and a standard 140bhp engine, this small yet powerful campervan is expertly crafted for your trips away.

Embrace additional cab headroom thanks to the practical Cab-Plus feature as standard on all V-Line models. Cab-Plus offers increased cab headroom through its innovative curved ceiling design and provides three internal storage pockets for your essential items.

Panoview is an upgrade option on the V-Line range which seamlessly brings the outdoors in, allowing the large panoramic skylight to flood the cab with natural sunlight, creating a bright and inviting atmosphere. Embrace scenic vistas from the comfort of your campervan as you kick back and relax.

Embrace the extra space, natural light, and practical storage solutions that come with a V-Line 540 SE campervan, ensuring your journey is a memorable experience for you and your travel companion.

 2	 2
 140BHP	 3,500kg
 LENGTH 5.41m (17'9")	 WIDTH 2.27m (7'5")



SCAN QR CODE  
FOR THE FULL  
SPECIFICATIONS





# THE V-LINE 610 SE

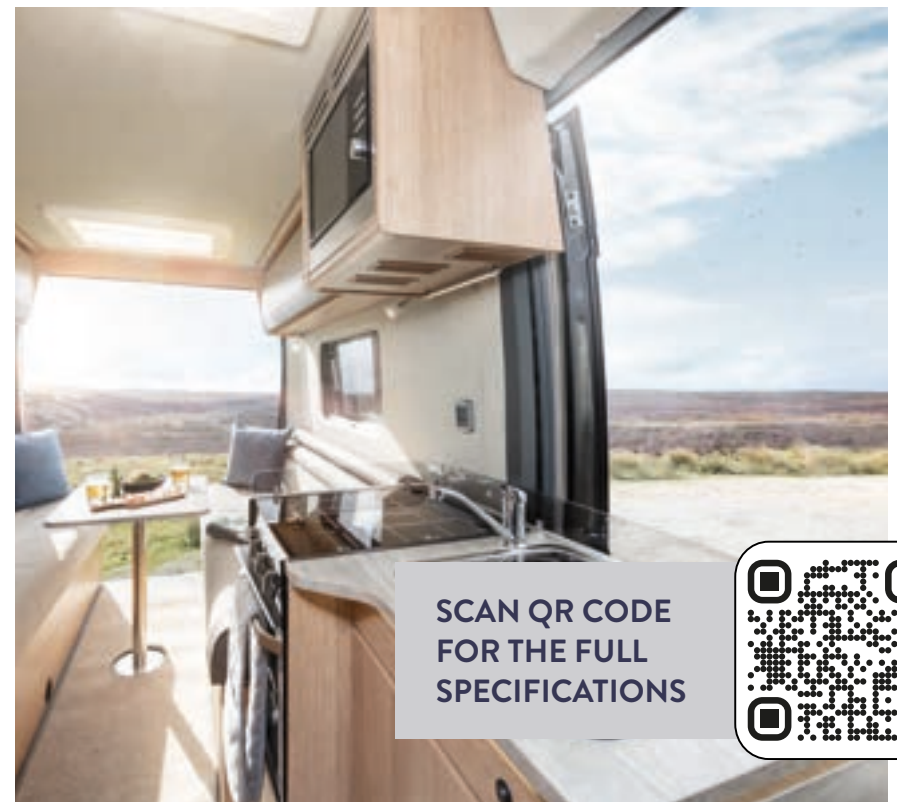
With its spacious rear lounge, the Auto-Trail V-Line 610 SE offers ample room to unwind, while still delivering car-like drivability on its sub six-meter chassis. Within this compact motorhome, you'll find the perfect spot to admire the views through the rear doors, making it an ideal haven when parked at your chosen destination. Not to mention, the rear lounge easily transforms into a comfortable double bed for a restful night's sleep.

Built on a Fiat Ducato Series 9 Euro 6D chassis with a 140bhp engine, this small yet powerful campervan is expertly designed for van life adventure.

All Auto-Trail V-Line models come equipped with Cab Plus and Media Pack as standard. Enjoy entertainment on the road with a 21.5" Avtex widescreen Smart television and stay connected with the 8" Zenec touchscreen head unit, featuring integrated motorhome-specific navigation and a colour reversing camera. Cab-Plus offers increased cab headroom through its innovative curved ceiling design and provides three internal storage pockets for your essential items.

Embark on a journey that combines comfort, convenience, and breathtaking views all in one compact and versatile package with the Auto-Trail V-Line 610 SE campervan.

 2	 2
 140BHP	 3,500kg
 LENGTH 5.99m (19'7")	 WIDTH 2.27m (7'5")



SCAN QR CODE  
FOR THE FULL  
SPECIFICATIONS



# THE V-LINE 635 SE

Experience the ultimate in comfort and style with the Auto-Trail V-Line 635 SE campervan. This spacious rear lounge campervan offers ample floor space and the added convenience of front swivel seats, allowing you to take a break from the road whenever needed. Step inside to discover ergonomic design elements complemented by exclusive Auto-Trail 'Violet' luxury upholstery and LED lighting throughout, creating a sleek and stylish interior from the moment you enter.

All Auto-Trail V-Line models include Cab-Plus and Media Pack as standard. Stay entertained on your travels with a 21.5" Avtex widescreen Smart television and remain connected with the 8" Zenec touchscreen head unit, featuring integrated motorhome-specific navigation and a colour reversing camera. Cab-Plus offers increased cab headroom through its innovative curved ceiling design and provides three internal storage pockets for your essential items.

Embark on unforgettable adventures with the Auto-Trail V-Line 635 SE campervan - your perfect travel companion that offers both comfort and functionality. Seize the opportunity to explore new locations and create memories with every journey.

Ready to elevate your travel experiences? Discover the exceptional features of the Auto-Trail V-Line 635 SE campervan and embrace the freedom of the open road today.

 2	 2
 140BHP	 3,500kg
 LENGTH 6.36m (20'10")	 WIDTH 2.27m (7'5")



SCAN QR CODE  
FOR THE FULL  
SPECIFICATIONS





# THE V-LINE 636 SE

Discover the Auto-Trail V-Line 636 SE campervan - an inviting rear lounge Fiat model that offers the same exceptional features as the V-Line 635 SE, but with the added advantage of four seatbelts instead of two. Now, you can embark on memorable journeys with family and friends, sharing the freedom of travel together.

The clever sweeping lines and ergonomic design of the V-Line 636 SE allow for easy movement and create a sense of spaciousness throughout the interior. The additional front seating can be transformed into a cosy lounge alongside the front swivel chairs, offering even more comfort and flexibility on your adventures.

A spacious table provides the perfect spot for quick breaks or shared mealtimes when the rear bed is already set up. The Euro 6D MultiJet 3 engine ensures a comfortable drive, making your road trips even more enjoyable.

The Auto-Trail V-Line range comes fully equipped with the Cab-Plus spacious inner cab, providing ample headroom for added comfort. Enjoy the luxury of Whale gas and electric, chassis-mounted heating and hot water, and the Media Pack, all included as standard features.

Discover the exceptional features and specifications of the Auto-Trail V-Line 636 SE campervan. Create unforgettable memories on the road with your loved ones, as you explore the world together in comfort, style, and complete freedom.

 2	 4
 140BHP	 3,500kg
 LENGTH 6.36m (20'10")	 WIDTH 2.27m (7'5")



SCAN QR CODE  
FOR THE FULL  
SPECIFICATIONS







# THE V-LINE SPORT RANGE

www.auto-trail.co.uk | 01472 571 000

V-LINE 610 SPORT



V-LINE 635 SPORT



V-LINE 636 SPORT







# V-LINE SPORT HIGHLIGHTS

- ✓ UNIQUE GAS STRUT BOOT FOR EQUIPMENT
- ✓ SPACIOUS U-SHAPED LOUNGE
- ✓ EXTERNAL SHOWER AND BARBECUE POINTS
- ✓ TABLE FIXTURES FOR OUTDOOR USE
- ✓ CAMPERVAN LEVELLING BLOCKS
- ✓ 100W SOLAR PANEL
- ✓ WIND-OUT AWNING



SCAN QR CODE  
FOR THE FULL  
SPECIFICATIONS





# THE V-LINE 610 SPORT

A winning choice for athletes and sports enthusiasts - the Auto-Trail V-Line 610 Sport campervan! The 610 Sport comes with Cab-Plus as standard, ensuring a spacious and comfortable driving experience, complete with upper pocket storage to keep your essentials close at hand. With its compact length of 5.99m, this leisure vehicle is your ideal companion, boasting numerous luxury design features tailored to suit your active lifestyle.

The Auto-Trail V-Line 610 Sport offers a unique gas strut boot to the rear, providing additional storage for your sports equipment. With no barn doors, the spacious lounge boasts a wrap-around U-shape, creating a perfect setting for socializing and relaxing with your loved ones.

Experience the freedom of travel and adventure with the V-Line 610 Sport, built on the updated Fiat Ducato Series 9, Euro 6D chassis, and featuring a standard 140bhp engine that delivers exceptional performance for all your journeys.

Enjoy alfresco dining in warm weather with the exterior BBQ point, making it easy to refuel after a day of sporting activities. Whether you're a cyclist, surfer, hiker, or any sports enthusiast, the Auto-Trail V-Line 610 Sport is the ultimate campervan designed to enhance your journeys and provide the utmost comfort and convenience.

Unleash your full potential on the road with the Auto-Trail V-Line 610 Sport campervan - the perfect companion for sports enthusiasts and active travellers alike.

 2	 2
 140BHP	 3,500kg
 LENGTH 5.99m (19'7")	 WIDTH 2.27m (7'5")



SCAN QR CODE  
FOR THE FULL  
SPECIFICATIONS





# THE V-LINE 635 SPORT

The V-Line 635 Sport campervan is an ideal choice for couples seeking an action-packed getaway without sacrificing comfort and relaxation.

Offering a unique gas strut boot to the rear, additional storage for your sports equipment is easy to access and hidden away from the main habitation area. With no barn doors, the spacious lounge boasts a wrap-around U-shape, creating a perfect setting for socialising and relaxing with your loved ones. This luxurious rear lounge transforms into a comfortable double bed at night.

With the Media Pack included as standard, entertainment is at your fingertips. It features a 21.5" Avtex widescreen Smart television, 8" Zenec touchscreen head unit with integrated motorhome-specific navigation, and a colour reversing camera.

Built on the updated Fiat Ducato Series 9, Euro 6D chassis and equipped with a standard 140bhp engine, the V-Line 635 Sport offers both practicality and luxury - your ultimate home away from home.

Embrace the freedom of adventure with this remarkable campervan and take the first step towards unforgettable getaways, with memories that will last a lifetime.

 2	 2
 140BHP	 3,500kg
 LENGTH 6.36m (20'10")	 WIDTH 2.27m (7'5")



SCAN QR CODE  
FOR THE FULL  
SPECIFICATIONS



# THE V-LINE 636 SPORT







Discover the spacious and versatile V-Line 636 Sport campervan, boasting four travelling seats that effortlessly convert into a generous front dinette area; the ideal spot to relish your favourite meals.

Enhance your view by opting for Panoview - an upgrade option on the V-Line range which seamlessly brings the outdoors in, allowing the large panoramic skylight to flood the cab with natural sunlight and creating a bright and inviting atmosphere. Moreover, with the new Whale gas and electric, chassis-mounted heating and hot water, rest assured you'll stay warm and cosy even on cooler nights.

Built on the updated Fiat Ducato Series 9, Euro 6D chassis and equipped with a standard 140bhp engine, the V-Line 636 Sport offers both practicality and luxury - your ultimate home from home.

Experience the convenience of a unique gas strut boot to the rear in the Auto-Trail V-Line 636 Sport, providing additional storage for your sports equipment. With no barn doors, the expansive lounge showcases a wrap-around U-shape, creating a perfect setting for socialising and relaxing with your loved ones. Embrace the freedom of adventure and comfort with these remarkable campervans - designed to elevate your travel experiences to new heights.

Discover the perfect blend of practicality and luxury with the Auto-Trail V-Line 636 Sport campervan. Whether you're enjoying mouthwatering meals in the spacious dinette area or exploring the breathtaking views with the 'Panoview' option, these campervans cater to all your needs.

 2	 4
 140BHP	 3,500kg
 LENGTH 6.36m (20'10")	 WIDTH 2.27m (7'5")



SCAN QR CODE  
FOR THE FULL  
SPECIFICATIONS







21 | ADVENTURE RANGE

# THE ADVENTURE RANGE





# ADVENTURE HIGHLIGHTS

- ✓ PREMIUM POP-TOP WITH DOUBLE BED
- ✓ MEDIA PACK WITH TELEVISION AND SAT NAV
- ✓ 100W SOLAR PANEL
- ✓ LARGE REAR LOUNGE WITH BARN DOORS
- ✓ STRIKING MOUNTAIN DECALS
- ✓ WIND-OUT AWNING
- ✓ INCREASED HEAD SPACE WITHIN THE CAB



SCAN QR CODE  
FOR THE FULL  
SPECIFICATIONS





# THE ADVENTURE 55




The family-friendly Auto-Trail Adventure 55 is the perfect choice for your on-the-go adventures. This compact and sub six-meter campervan comfortably sleeps up to four, making it ideal for families seeking exciting getaways.

Perfect for running around and exploring, this shorter version of the Adventure 65 gives you the freedom to embark on spontaneous adventures at the drop of a hat. Designed to cater to both families and solo travellers, the Adventure 55 offers everything you need for a memorable getaway.

The elevating pop-top roof bed forms a versatile bunk bed layout, providing a cosy sleeping space for two wherever your journey takes you. This, coupled with the rear make-up bed, makes up the four berths.

Equipped with 16" diamond-cut alloy wheels, black-coded front grille, upgraded awning, and a selection of six external colours, the Adventure 55 boasts both style and functionality.

Unleash your family's wanderlust with the Auto-Trail Adventure 55. Embrace the joy of exploring together, creating fantastic memories that will last a lifetime.

 4	 4
 140BHP	 3,500kg
 LENGTH 5.99m (19'7")	 WIDTH 2.27m (7'5")



SCAN QR CODE  
FOR THE FULL  
SPECIFICATIONS





# THE ADVENTURE 65

Experience the ultimate family-friendly adventure with the Auto-Trail Adventure 65 - an extended version of the Adventure 55 campervan, providing you with additional sleeping and living space. Perfect for young families, this campervan boasts two separate double beds, including a handy pop-top roof bed above the living area.

On the road, the Adventure 65 turns heads with its sporty design and ensures a memorable journey for you and your loved ones. Drive in style with 16" diamond cut alloy wheels, a black coded front grille, and a practical awning, all mounted on the latest Fiat Ducato, MultiJet 3 chassis.

Stay cosy and comfortable with the Whale HeatAir space and Expanse water heating system, chassis mounted for extra space inside the campervan. Enjoy the fresh air while keeping bugs outside, thanks to pleated blinds and fly-screens on all opening habitation windows.


Entertainment is never a problem with various media items as standard, including a colour touchscreen DAB radio with aux and USB connection, Bluetooth hands-free system, motorhome-specific satellite navigation system, and a colour reversing camera.

Set out on countless family adventures with the Auto-Trail Adventure 65 campervan. Explore the great outdoors together and embrace the freedom of the open road.

 4	 4
 140BHP	 3,500kg
 LENGTH 6.36m (20'10")	 WIDTH 2.27m (7'5")



SCAN QR CODE  
FOR THE FULL  
SPECIFICATIONS








25 | EXPEDITION COACHBUILT

# THE EXPEDITION COACHBUILT RANGE







# EXPEDITION COACHBUILT HIGHLIGHTS

- ✓ COMPETITIVELY PRICED
- ✓ HARD-WEARING UPHOLSTERY
- ✓ UP TO SIX BERTHS AND BELTS
- ✓ ISLAND BED (MODEL DEPENDENT)
- ✓ LARGE FRONT DINETTE
- ✓ UPHOLSTERY UPGRADE OPTION
- ✓ SIGNATURE 'EXPEDITION GREY' COLOUR



SCAN QR CODE  
FOR THE FULL  
SPECIFICATIONS











# THE EXPEDITION C63

Experience the joy of budget-friendly and family-friendly travel with the Auto-Trail Expedition C63. This practical and versatile hi-line motorhome comfortably accommodates up to four people, with a large front lounge featuring bench seating, providing a warm and welcoming space for entertaining and quality family time.

Enjoy the convenience of a fitted end kitchen with ample workspace, making meal preparation a breeze. The spacious washroom offers a separate shower, toilet, and basin for added comfort. Abundant overhead storage space inside the C63 ensures a clutter-free living area for your family.

The Expedition C63 goes the extra mile to ensure your family's comfort. The spacious front lounge easily converts into a cosy double bed, providing a comfortable sleeping area for a restful night's sleep. What's more, there's an additional pull-down double bed in the bulkhead, offering extra sleeping space for your loved ones.

Built on the updated Fiat Ducato Series 8, Euro 6D chassis, and equipped with a standard 140bhp engine, the Expedition C63 offers excellent handling on the road, ensuring a smooth and enjoyable travel experience for you and your family. Embrace freedom with the Auto-Trail Expedition C63 - the perfect family home on wheels.

 4	 4
 140BHP	 3,500 / 3,650kg
 LENGTH 6.34m (20'9")	 WIDTH 2.35m (7'7")



SCAN QR CODE  
FOR THE FULL  
SPECIFICATIONS






# THE EXPEDITION C71

Take your family on exciting new adventures with the Auto-Trail Expedition C71 motorhome. Enjoy ultimate comfort with a fixed rear island bed that can be separated to create a private ensuite bedroom. Abundant storage space is provided by dual wardrobes, overhead lockers, and a rear storage compartment with external access. The Expedition C71 also boasts a relaxing front lounge with swivelling cab chairs and fold-away table.

Designed with a new hi-line over-cab double bed, this motorhome offers high specification at a reasonable price. Built on the updated Fiat Ducato Series 9, Euro 6D chassis, and featuring a standard 140bhp engine, the C71 motorhome is ready for any journey. Optional upgrades of a 180bhp engine and 9-speed automatic gearbox are also available to enhance your driving experience.

The Expedition C71 features a unique 'Expedition Grey' cab colour and the option to upgrade the upholstery for a touch of luxury. This reliable motorhome is perfect for those wanting an entry-level leisure vehicle to take on unforgettable road trips. With the Auto-Trail Expedition C71, you're not just getting a motorhome; you're opening the door to endless family memories and new experiences.

 4 - 6	 4
 140BHP	 3,500 / 3,650kg
 LENGTH 7.25m (23'8")	 WIDTH 2.35m (7'7")



SCAN QR CODE  
FOR THE FULL  
SPECIFICATIONS





# THE EXPEDITION C72

Discover the Auto-Trail Expedition C72 motorhome, the ideal choice for large families seeking reliability, practicality, and spacious living. The wrap-around U-shaped lounge serves as the heart of the Expedition C72, offering a perfect setting for entertaining and relaxing. Transform it into a large double bed when it's time to sleep, whilst still being able to enjoy the additional front lounge that provides even more versatility in how you utilise your new motorhome.

Thoughtful touches inside the Auto-Trail C72 include a well-equipped galley kitchen with a hob and a roomy bathroom with a standalone shower, all designed to make you feel at home on the road. LED lighting throughout adds a touch of style to the entire interior, creating a cosy ambiance in your new home on wheels. To keep things tidy, the kitchen worktop features a hidden vertical power dock which can be pulled out to connect various appliances.

Accommodating up to six people, the Expedition C72 motorhome is spacious and inviting, providing ample room for everyone's comfort. Built on the Fiat Ducato Series 9, Euro 6D chassis and featuring a standard 140bhp engine, the C72 offers not only reliability but also the possibility of upgrading to a 180bhp engine, or 9-speed automatic gearbox for enhanced performance.

With its thoughtful design and spacious layout, the Auto-Trail Expedition C72 is perfect for larger families and groups of friends.

 6	 4 - 6
 140BHP	 3,500 / 3,650kg
 LENGTH 7.25m (23'8")	 WIDTH 2.35m (7'7")



SCAN QR CODE  
FOR THE FULL  
SPECIFICATIONS





# THE EXPEDITION C73

The Auto-Trail Expedition C73 is the perfect solution to those needing a motorhome in which up to six people can both travel and sleep. This outstanding model features a fixed rear double bed positioned over an expansive rear garage, offering a highly practical layout perfect for families and friends alike.

With its hi-line format, the Expedition C73 provides two fixed beds and a convertible lounge area, accommodating sleeping needs for all. This sought-after design is not only ideal for larger families but also appeals to those with active lifestyles, thanks to optional rear-facing seatbelts and a spacious storage compartment with external access. Truly a six-berth, and optional six-belt motorhome, the Expedition C73 guarantees comfortable journeys for everyone.

Built on the updated Fiat Ducato Series 9, Euro 6D chassis and equipped with a standard 140bhp engine, the C73 boasts the most extensive storage space in the Expedition coachbuilt range, ensuring you can bring along all your creature comforts on your adventures.

Customize the Expedition C73 to your liking with the option to upgrade the upholstery for a touch of luxury. This dependable motorhome is perfect for those seeking an entry-level leisure vehicle to take on new adventures.

 6	 4 - 6
 140BHP	 3,500 / 3,650kg
 LENGTH 7.25m (23'8")	 WIDTH 2.35m (7'7")



SCAN QR CODE  
FOR THE FULL  
SPECIFICATIONS








31 | F-LINE RANGE

# THE F-LINE RANGE

F-LINE F60



F-LINE F62



F-LINE F68



F-LINE F70



F-LINE F72



F-LINE F74







# F-LINE HIGHLIGHTS

- ✓ BASED ON POPULAR FORD CHASSIS
- ✓ SIX VERSATILE LAYOUTS AND LENGTHS
- ✓ AERODYNAMIC LOW PROFILE
- ✓ ENHANCEMENT PACK ADD-ONS
- ✓ FROM 5.99M IN LENGTH
- ✓ TWIN, ISLAND AND DROP-DOWN BED OPTIONS
- ✓ CHOICE OF FIVE EXTERNAL COLOURS



SCAN QR CODE  
FOR THE FULL  
SPECIFICATIONS





# THE F-LINE F60

Experience versatile living in the remarkable Auto-Trail F-Line F60 motorhome, one of Auto-Trail's smallest motorhomes at just 5.99m in length. Its ingenious design features a generous rear washroom and ergonomic kitchen, delivering flexible living arrangements. Despite its size, the F-Line F60 is a compact motorhome that refuses to compromise on comfort or features.

Purchase the ingenious electric drop-down bed upgrade, a space-saving hack that leaves your daytime living area free from a fixed bed. This clever inclusion ensures optimal use of space and freedom to enjoy your living area fully.

The F-Line F60 is a driving and parking dream with its compact, low-line design, fitting effortlessly into standard driveways and parking spaces. Built on the advanced EcoBlue Ford Transit chassis with a standard 130bhp engine, you also have the option to upgrade to an automatic 130bhp or 170bhp engine.

For simplified control over your living environment, all F-Line models benefit from the Whale Heat Air space and Expanse water heating system, complete with an intuitive control panel. This chassis-mounted system doesn't take up habitation storage or living space, maximizing your convenience.

Perfectly designed for couples or solo travellers, the F-Line F60 offers an exceptional motorhome experience that blends innovation, comfort, and compactness.

 2 - 4	 2 - 4
 130BHP	 3,500kg
 LENGTH 5.99m (19'7")	 WIDTH 2.35m (7'7")



SCAN QR CODE  
FOR THE FULL  
SPECIFICATIONS





# THE F-LINE F62

Discover the brilliance of the F-Line F62 motorhome, one of Auto-Trail's compact gems at just 5.99 meters in length. Embrace spaciousness in a design that focuses on versatility and comfort.

The advantage of the F62 lies in its absence of fixed beds, offering you more room during the day. The clever layout includes an L-shaped kitchen at the rear, creating a distinct separation for meal preparation, while maintaining an open and inviting main lounge area. When sleep beckons, the optional electric drop-down bed becomes a space-saving marvel. With the option to upgrade to two additional belted seats, sharing the journey with friends or family is effortless.

Stay connected on the go with the cost-option super-fast portable Wi-Fi for all F-Line models. This pocket-sized device easily connects multiple devices, enhancing your travel experience.

Despite its length, the F62 has well thought out storage options. These include a spacious wardrobe, 142ltr fridge with integrated 15ltr freezer and multiple kitchen cupboards and shelves.

Your next adventure is right around the corner with the F-Line F62; a small, easy to drive motorhome where every inch of space is used intelligently.

 2 - 4	 2 - 4
 130BHP	 3,500kg
 LENGTH 5.99m (19'7")	 WIDTH 2.35m (7'7")



SCAN QR CODE  
FOR THE FULL  
SPECIFICATIONS



# THE F-LINE F68

The Auto-Trail F-Line F68 motorhome is a dream companion for couples seeking exceptional comfort and entertainment on their journeys. Nestled within this Ford-based motorhome, enjoy restful nights that rival the comfort of home. The expansive wrap-around rear lounge provides 180° panoramic views of your surroundings, offering the perfect space to unwind, entertain friends, or simply kick back and enjoy the television.

The F-Line F68 prioritises convenience, boasting a generous 142ltr fridge with 15ltr integrated freezer, ensuring ample storage for extended travels. A spacious wardrobe for clothing and bedding is thoughtfully positioned near the cab, while a well-designed washroom with a separate shower is situated opposite.

Stay connected on your travels with the optional super-fast portable Wi-Fi for all F-Line models. This pocket-sized device effortlessly connects multiple devices, keeping you in touch with the world.

Experience a simplified living environment with the Whale Heat Air space and Expanse water heating system, complete with an intuitive control panel. Built on the advanced EcoBlue Ford Transit chassis with a standard 130bhp engine, and the option to upgrade to an automatic 130bhp or 170bhp engine, the F-Line F68 effortlessly merges comfort, convenience, and performance.

 2	 2
 130BHP	 3,500kg
 LENGTH 6.80m (22'3")	 WIDTH 2.35m (7'7")



SCAN QR CODE  
FOR THE FULL  
SPECIFICATIONS





# THE F-LINE F70

Experience the extraordinary Auto-Trail F-Line F70 motorhome, a remarkable addition to the Ford-based F-Line range. Designed to cater to the needs of dynamic families, this layout offers fixed rear twin beds and the option of a drop-down electric bed over the lounge area, ensuring comfort and flexibility in one package. The spacious front lounge, featuring swivel cab chairs, provides a welcoming and adaptable space for socialising with friends or enjoying quality family moments.

The Auto-Trail F70 ensures every detail is considered, boasting a well-appointed washroom with a separate shower within its cleverly crafted interior. Stay seamlessly connected with the optional super-fast portable Wi-Fi available for all F-Line models. This compact device effortlessly connects multiple devices, enhancing your travel connectivity.

If you prefer to travel with minimal hassle, the F-Line F70 is a great option. Transitioning from the front lounge to the fixed rear twin beds or optional electric drop-down bed couldn't be easier. Perfect for when you simply just don't want the effort of making a bed up each day.

A practical motorhome with options to suit a variety of families, the F-Line F70 could be your best purchase yet!

 4	 2 - 4
 170BHP	 3,500kg
 LENGTH 7.32m (24'0")	 WIDTH 2.35m (7'7")



SCAN QR CODE  
FOR THE FULL  
SPECIFICATIONS



# THE F-LINE F72

Elevate your family journeys with the remarkable Auto-Trail F-Line F72 motorhome, a true favourite within the Ford-based F-Line range. As a genuine four-berth, family-friendly, low-profile leisure vehicle, the F72 is meticulously designed to create memorable experiences. Its expansive rear lounge and additional seating area at the front provide the perfect space for entertaining.

The ingenious layout maximises interior space, offering two distinct lounges for both adults and children to unwind. Abundant LED and natural lighting infuse the interior with a modern ambiance, making this family motorhome truly inviting.

Stay seamlessly connected during your travels with the optional super-fast portable Wi-Fi, available for all F-Line models. This pocket-sized device effortlessly connects multiple devices, enhancing your travel connectivity.

Built on the advanced EcoBlue Ford Transit chassis with a standard 170bhp engine, and the option to upgrade to an automatic 170bhp engine, the F-Line F72 guarantees exceptional performance and comfort, ensuring every journey is a remarkable adventure. Open the door to unforgettable family memories with the Auto-Trail F-Line F72.

 4	 2 - 4
 170BHP	 3,500kg
 LENGTH 7.32m (24'0")	 WIDTH 2.35m (7'7")



SCAN QR CODE  
FOR THE FULL  
SPECIFICATIONS





# THE F-LINE F74

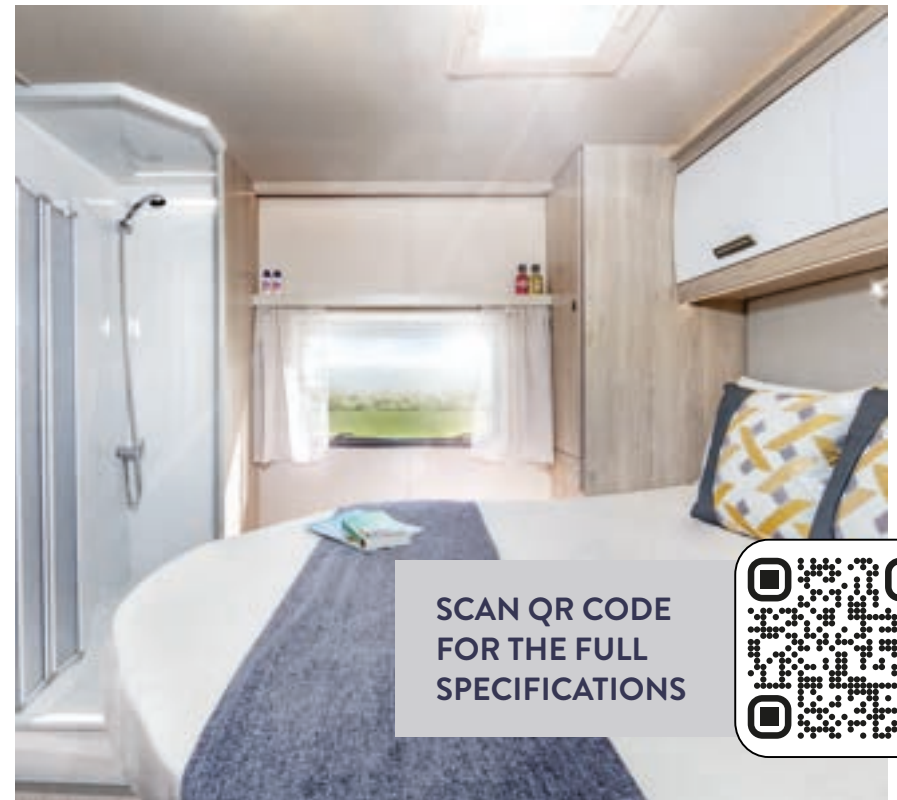
Experience the epitome of style and functionality with the Auto-Trail F-Line F74 motorhome. This stand-out model from the Ford-based F-Line range brings a host of practical features for your getaways, housed within its sleek 7.32m low-profile coachbuilt frame.

Enjoy the spaciousness of a front living area and a generously sized island bed at the rear, creating the perfect blend of comfort and convenience. For added ease, the optional electronic drop-down bed streamlines bedtime routines. Inside, abundant LED and natural lighting infuse the space with a contemporary, inviting ambiance.

Control your living environment effortlessly with the Whale Heat Air space and Expanse water heating system, boasting an intuitive control panel. This innovative, chassis-mounted design maximises storage and living space, enhancing your travel experience.

Crafted on the advanced EcoBlue Ford Transit chassis, the F-Line F74 features a standard 170bhp engine, with the option to upgrade to an automatic 170bhp engine. This ensures exceptional performance and comfort, guaranteeing remarkable adventures on every journey. Broaden your horizons with the remarkable Auto-Trail F-Line F74.

 4	 2 - 4
 170BHP	 3,500kg
 LENGTH 7.32m (24'0")	 WIDTH 2.35m (7'7")



SCAN QR CODE  
FOR THE FULL  
SPECIFICATIONS





# THE EXCEL RANGE

EXCEL 620G



EXCEL 675B



EXCEL 690L



EXCEL 690T







# EXCEL HIGHLIGHTS

- ✓ NARROW BODY FOR EASY DRIVING AND PARKING
- ✓ WIDE REAR AXLE FOR IMPROVED STABILITY
- ✓ EXCEPTIONAL PAYLOAD IN EACH MODEL
- ✓ AMPLE STORAGE SPACE
- ✓ LITHIUM BATTERY
- ✓ MATT BLACK INTERNAL DETAILING
- ✓ WIND-OUT AWNING UPGRADE



SCAN QR CODE  
FOR THE FULL  
SPECIFICATIONS



# THE EXCEL 620G

Introducing the all-new Auto-Trail Excel 620G motorhome, a sophisticated slimline motorhome full of exciting new features. With a length of 6.20m, it strikes the perfect balance between driving convenience and comfortable living.

This motorhome offers four seat belts and three berths, with the rear boasting a fixed transverse bed above a generous garage that provides ample storage for all your adventure gear. At the front, a versatile half-dinette can be easily converted into a single bed if needed.

The Excel 620G motorhome not only delivers on practicality but also on style, featuring stunning Moyet Oak, Serica Matt Grey, and Serica Taupe furniture. Its modern worktop and splashback, along with a sleek matt black kitchen tap, add a touch of contemporary elegance. Luxury pleated habitation blinds and fabric blind covers provide privacy and comfort, while a Triplex oven and a large Thetford 12v refrigerator with freezer make meal preparation a breeze.

Soft close kitchen drawers, matt black USB reading lights, and a new LED control panel demonstrate the attention to detail. With a lithium battery and a new internal roof panel, the Auto-Trail Excel 620G is ready to take you on unforgettable journeys in style and comfort.

 3	 4
 130BHP	 3,500kg
 LENGTH 6.20m (20'3")	 WIDTH 2.24m (7'3")



SCAN QR CODE  
FOR THE FULL  
SPECIFICATIONS





# THE EXCEL 675B

Storage is in abundance with the all-new Auto-Trail Excel 675B motorhome. With a length of 6.75m, this stylish slimline model is packed full of useful features to enhance your time on the road.

This motorhome offers four seat belts and two berths, with the rear boasting a large bathroom with ample storage cupboards. The spacious front dinette easily converts into a large double bed at night time, but provides a fantastic social seating area in the day.

The Excel 675B motorhome not only delivers on practicality but also on style, featuring stunning Moyet Oak, Serica Matt Grey, and Serica Taupe furniture. Its modern worktop and splashback, along with a sleek matt black kitchen tap, add a touch of contemporary elegance. Luxury pleated habitation blinds and fabric blind covers provide privacy and comfort, while a Triplex oven and a large Thetford 12v refrigerator with freezer make meal preparation a breeze.

With a trendy slimline design, the 675B can manoeuvre and park easily, offering excellent handling on the road. The optional 4m wind-out awning offers a shaded space to relax outdoors, with plenty of space for deck chairs in the garage.

 2	 4
 170BHP	 3,500kg
 LENGTH 6.75m (22'1")	 WIDTH 2.24m (7'3")



SCAN QR CODE  
FOR THE FULL  
SPECIFICATIONS



# THE EXCEL 690T

The brand-new Auto-Trail 690T is one of the longest models in the Excel range, at 6.90 metres in length.

This motorhome offers four seat belts and three berths, featuring raised twin beds to the rear over a spacious garage. These beds can also convert into a large transverse double when required. At the front, the half-dinette converts into the Excel's signature single bed.

The Excel 690T motorhome not only delivers on practicality but also on style, featuring stunning Moyet Oak, Serica Matt Grey, and Serica Taupe furniture. Its modern worktop and splashback, along with a sleek matt black kitchen tap, add a touch of contemporary elegance. Luxury pleated habitation blinds and fabric blind covers provide privacy and comfort, while a Triplex oven and a large Thetford 12v refrigerator with freezer make meal preparation a breeze.

Soft close kitchen drawers, matt black USB reading lights, and a new LED control panel demonstrate the attention to detail. With a lithium battery and a new internal roof panel, the Auto-Trail Excel 690T is ready to take you on unforgettable journeys in style and comfort.

 3	 4
 170BHP	 3,500kg
 <b>LENGTH</b> 6.90m (22'6")	
<b>WIDTH</b> 2.24m (7'3")	



SCAN QR CODE  
FOR THE FULL  
SPECIFICATIONS





# THE EXCEL 690L

Introducing the all-new Auto-Trail Excel 690L motorhome, a compact motorhome which is perfect for socialising. With a length of 6.90m, this is one of the longest models in the range.

This motorhome offers four seat belts and three berths, boasting a large rear U-shaped lounge that converts into either two singles or one large double bed. At the front of the motorhome, the half-dinette can also convert into a single bed if required.

The Excel 690L motorhome not only delivers on practicality but also on style, featuring stunning Moyet Oak, Serica Matt Grey, and Serica Taupe furniture. Its modern worktop and splashback, along with a sleek matt black kitchen tap, add a touch of contemporary elegance.

Luxury pleated habitation blinds and fabric blind covers provide privacy and comfort, while a Triplex oven and a large Thetford 12v refrigerator with freezer make meal preparation a breeze.

Start a new journey today with the Auto-Trail Excel 690L.



3



4



170BHP



3,500kg

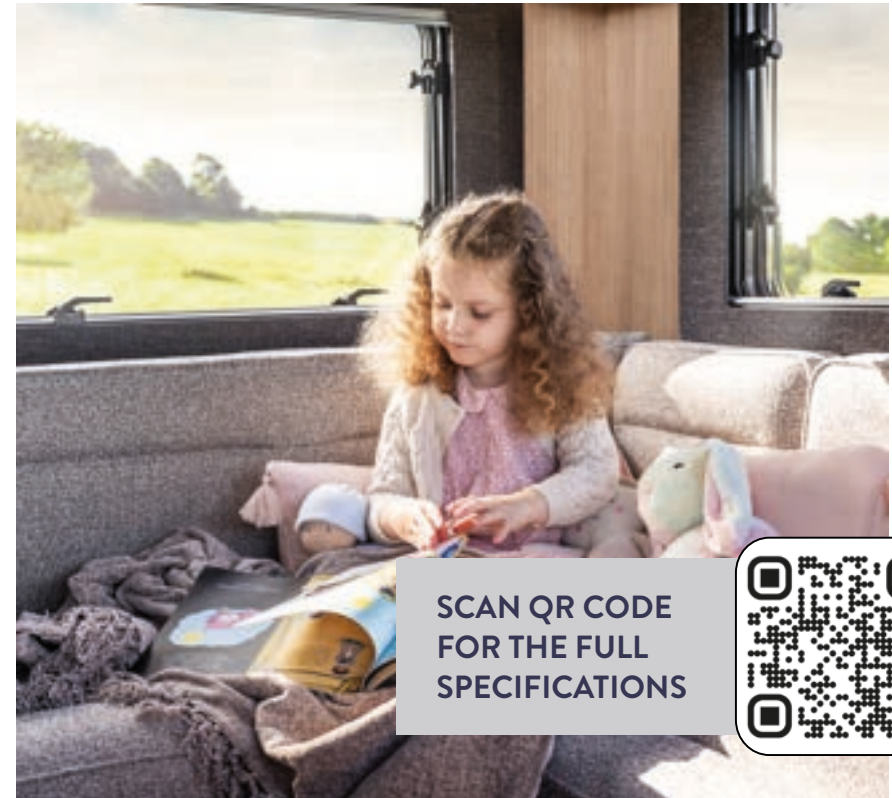


LENGTH

6.90m (22'6")

WIDTH

2.24m (7'3")



SCAN QR CODE  
FOR THE FULL  
SPECIFICATIONS







45 | IMALA RANGE

# THE IMALA RANGE

IMALA 615



IMALA 730



IMALA 736



IMALA 736G







# IMALA HIGHLIGHTS

- ✓ TWO, FOUR OR SIX BERTH OPTIONS
- ✓ LARGE GARAGE (MODEL DEPENDENT)
- ✓ ISLAND BED (MODEL DEPENDENT)
- ✓ INTEGRATED MICROWAVE
- ✓ 100W SOLAR PANEL
- ✓ FOUR-RING HOB (ONE ELECTRIC, THREE GAS)
- ✓ EXTERNAL GAS BARBECUE POINT



SCAN QR CODE  
FOR THE FULL  
SPECIFICATIONS



# THE IMALA 615

Discover the versatile charm of the Auto-Trail Imala 615 motorhome, an exceptional choice from the Imala range. Whether in its hi-line variant for up to four people, or the low-profile option for two, this motorhome provides a spacious front lounge with comfortable bench seating, creating a warm and inviting atmosphere for entertaining and quality time together. At the rear, you'll find a well-equipped end kitchen boasting ample workspace, alongside a roomy washroom complete with a separate shower, toilet, and basin. Abundant overhead storage within the Auto-Trail Imala 615 ensures a clutter-free living space.

Crafted on the ever-popular Fiat Ducato Euro 6D chassis and powered by a standard 140bhp engine, the Imala 615 offers both agility and performance. Inside, the Moyet Oak finished furniture elegantly complements the blue-grey toned Imogen upholstery, infusing a sense of style and comfort. The kitchen features an impressive four-burner hob, full oven and grill, and an 800w microwave, ensuring your culinary adventures on the road are well catered for.

Elevate your travels with the Imala 615, boasting a comprehensive specification that encompasses standard cab colours, engines, weights, and a host of upgrade options, providing a tailored experience for both living and driving areas. Experience the ultimate blend of comfort and functionality with the Auto-Trail Imala 615 motorhome, designed to elevate your travel adventures in style and convenience.

 2 - 4	 2 - 4
 140BHP	 3,500 / 3,650kg
 LENGTH 6.34m (20'9")	 WIDTH 2.35m (7'7")



SCAN QR CODE  
FOR THE FULL  
SPECIFICATIONS





# THE IMALA 730

Travel in comfort with the Auto-Trail Imala 730 motorhome. Experience the pleasure of a fixed rear island bed, creating your private ensuite bedroom which is separated from the rest of the motorhome. Ample storage is provided by dual wardrobes and aeroplane-style overhead lockers, alongside a rear storage compartment with external access for larger items.

At the front of the Auto-Trail Imala 730 is a sociable lounge, perfectly utilising the swivelling cab chairs. Whether you opt for the standard Imala 730 or the high bed upgrade option with extended storage underneath, you're guaranteed a high-specification motorhome crafted by skilled experts.

Built on the ever-popular Fiat Ducato Euro 6D chassis and featuring a standard 140bhp engine, the Imala 730 is primed for any terrain. For added power, 180bhp and a 9-speed automatic gearbox are available as optional upgrades.

Inside, the furniture has Moyet Oak finishing, harmonising with blue-grey toned Imogen upholstery. The kitchen boasts a remarkable four-burner hob with a full oven and grill, accompanied by an 800w microwave. Elevate your travel experience with the Auto-Trail Imala 730, where luxury meets adventure.

 4 - 6	 2 - 4
 140BHP	 3,500 / 3,650kg
 LENGTH 7.25m (23'8")	 WIDTH 2.35m (7'7")



SCAN QR CODE  
FOR THE FULL  
SPECIFICATIONS



# THE IMALA 736

Experience versatility and comfort with the Auto-Trail Imala 736 motorhome, one of the exceptional offerings in the Imala range. The wraparound U-shaped lounge serves as the ideal hub for entertainment, effortlessly transforming into a spacious double bed when the day comes to a close. Further flexibility awaits with an additional front lounge, providing ample options for utilising your new motorhome.

Indulge in well thought-out features within the Imala 736, including a well-appointed galley kitchen with four burner hob, oven, grill and microwave, accompanied by a spacious bathroom boasting a standalone shower and premium fittings for a homely touch. Throughout the interior, LED lighting exudes elegance, enhancing the ambiance of your mobile haven. The furniture is adorned in Moyet Oak, perfectly complementing the blue-grey toned Imogen upholstery.

Built on the renowned Fiat Ducato Euro 6D chassis and equipped with a standard 140bhp engine, the Imala 736 effortlessly combines generous living space with stunning 180° rear views. Optional upgrades of a 180bhp engine with 9-speed automatic gearbox further enhance your motorhome experience. An esteemed member of the Imala line-up, the Imala 736 motorhome boasts adaptability, catering to diverse getaways with unrivalled ease.

 4 - 6	 4 - 6
 140BHP	 3,500 / 3,650kg
 LENGTH 7.25m (23'8")	 WIDTH 2.35m (7'7")



SCAN QR CODE  
FOR THE FULL  
SPECIFICATIONS





# THE IMALA 736G

Elevate your travel experience with the Auto-Trail Imala 736G motorhome, a stand-out model in the Imala range. Featuring a spacious double bed ingeniously positioned over the rear garage, this motorhome offers the perfect blend of comfort and practicality. The front lounge's versatile design allows it to transform into an additional sleeping area, and the hi-line models give the option to include an over-cab bed. This sought-after layout is chosen for its secluded rear sleeping space and the expansive storage compartment accessible from the exterior.

Ideal for those with an active lifestyle, the Imala 736G provides ample storage for equipment, sleeping accommodation for up to six, and up to six seatbelts for safe travels. With a generous freshwater capacity of 135ltr and a four-burner hob for cooking hearty meals, this motorhome is tailored to your needs.

Built on the reliable Fiat Ducato Euro 6D chassis and equipped with a standard 140bhp engine, the Imala 736G boasts the most storage space within the Imala range, ensuring you can take all your creature comforts along on your journeys. Experience the ultimate combination of convenience, comfort, and adventure with the Auto-Trail Imala 736G motorhome.



4 - 6



4 - 6



140BHP



3,500 /  
3,650kg



LENGTH

7.25m (23'8")

WIDTH

2.35m (7'7")



SCAN QR CODE  
FOR THE FULL  
SPECIFICATIONS







AUTO TRAIL **5** YEAR HABITATION WARRANTY

AUTO TRAIL **10** YEAR BODY CONSTRUCTION INTEGRITY WARRANTY

51 | FRONTIER RANGE

# THE FRONTIER RANGE

FRONTIER DELAWARE



FRONTIER SCOUT



FRONTIER COMANCHE







# FRONTIER HIGHLIGHTS

- ✓ LUXURIOUS FITTINGS THROUGHOUT
- ✓ BUILT ON THE AL-KO FIAT CHASSIS
- ✓ MOTORHOME WI-FI
- ✓ HIGH BED FOR INCREASED STORAGE (MODEL DEPENDENT)
- ✓ INTEGRATED ALDE HYDRONIC HEATING SYSTEM
- ✓ LEATHER UPHOLSTERY (UPGRADE OPTION)
- ✓ ISLAND BED (MODEL DEPENDENT)



SCAN QR CODE FOR THE FULL SPECIFICATIONS




# THE FRONTIER DELAWARE

Travel in luxury with the Auto-Trail Frontier Delaware motorhome. Offering the best of both worlds, this exceptional motorhome features a peaceful rear bedroom with lavish island bed and ensuite, alongside a sociable front lounge with cab swivel seats. A fully equipped Thetford fridge-freezer and stylish worktops brings convenience to your culinary adventures, complete with under worktop LED lighting for an elegant touch.

Spanning just over eight meters in length, the Frontier Delaware offers ample space for the entire family and comes in a luxurious six-berth hi-line or aerodynamic four-berth lo-line configuration. Tailor your experience with a high bed version for increased storage space in the garage below, or a low bed version for more wardrobe space in the bedroom.

Grey and cream mock leather covers the seats as standard, with the option to upgrade to luxurious cream leather exclusive to the Auto-Trail Frontier and Grande Frontier ranges. Loaded with features, the Delaware boasts cushioned vinyl flooring with removable plush carpets, and a dedicated media centre featuring a 21.5" Smart television and roller shutter door. Travel in style with the Auto-Trail Frontier Delaware and make a statement on the road.

 4 - 6	 2 - 4
 140BHP	 4,500kg
 LENGTH 8.07m (26'5")	 WIDTH 2.35m (7'7")



SCAN QR CODE  
FOR THE FULL  
SPECIFICATIONS





# THE FRONTIER SCOUT

Experience motorhome finery with the Auto-Trail Frontier Scout. Its expansive U-shaped lounge effortlessly accommodates social gatherings and is available as both a four and six-berth model, making it an ideal choice for families or groups of friends. The generous 8m length provides ample space, allowing for a separate shower room and bathroom.

At the front of the Frontier Scout is an additional lounge area, maximizing the utility of the front swivel cab chairs. Adjacent to this is a contemporary kitchen featuring domestic-style worktops and soft-close drawers. Luxurious mock leather upholstery, a large awning, and a choice of five external cab colours add a personalised touch to your Frontier Scout motorhome.

Standard specifications are abundant, including cushioned vinyl flooring with removable plush carpets, ALDE hydronic heating, a media centre with a 21.5" Smart television, and complementary motorhome Wi-Fi. Experience the best of British and start your next adventure in an Auto-Trail Frontier Scout.

 4 - 6	 4 - 6
 140BHP	 4,500kg
 LENGTH 8.07m (26'5")	 WIDTH 2.35m (7'7")



SCAN QR CODE  
FOR THE FULL  
SPECIFICATIONS



# THE FRONTIER COMANCHE

The Frontier Comanche is at the top end of Auto-Trail's range of motorhomes. Its spacious front lounge boasts large bench seating complemented by swivelling cab chairs, providing an inviting space for relaxation. At the rear, the bedroom has an ensuite feel, with a spacious island bed thoughtfully separated from the lounge by a dedicated washroom and shower area. As one of the largest Auto-Trail motorhomes available, you'll revel in the abundance of floor space.

The Auto-Trail Frontier Comanche now boasts its most advanced specification yet, encompassing ALDE hydronic heating, a premium media centre featuring a 21.5" Avtex Smart television, and inclusive motorhome Wi-Fi. Plus, with a 100w solar panel, you can stay connected while on the move.

Catering to culinary enthusiasts, the kitchen presents a flush-fitting four-burner hob, full oven and grill, fitted 800w microwave, and a 171ltr fridge with separate freezer. For those delightful al fresco meals, an external gas barbecue point awaits your outdoor cooking adventures.

Positioned as the most luxurious of Auto-Trail's non-A-Class motorhomes, the Frontier Comanche will undoubtedly turn heads and evoke envy at every campsite you visit on your travels.

 4 - 6	 2 - 6
 180BHP	 5,000kg
 LENGTH 8.79m (28'8")	 WIDTH 2.35m (7'7")



SCAN QR CODE  
FOR THE FULL  
SPECIFICATIONS







# THE GRANDE FRONTIER RANGE

GRANDE FRONTIER GF-70



GRANDE FRONTIER GF-80



GRANDE FRONTIER GF-88





# GRAND FRONTIER

## HIGHLIGHTS

- ✓ LUXURIOUS A-CLASS RANGE
- ✓ 21.5" AVTEX SMART TELEVISION
- ✓ TWO LEATHER UPHOLSTERY OPTIONS
- ✓ MOTORHOME WI-FI
- ✓ ELECTRONIC WINDSCREEN BLINDS
- ✓ ISLAND BED (MODEL DEPENDENT)
- ✓ HIGH BED FOR INCREASED STORAGE (MODEL DEPENDENT)



SCAN QR CODE  
FOR THE FULL  
SPECIFICATIONS





# THE GRANDE FRONTIER GF-70



4



2 - 4



140BHP



3,500 /  
3,650kg



LENGTH  
6.93m (227")

WIDTH  
2.35m (77")



The smallest of the Auto-Trail A-Class motorhomes, the Auto-Trail Grande Frontier GF-70 is the perfect vehicle for couples looking for a high specification, yet compact way to explore. Measuring at just 6.93m in length, it is easy to drive and park, yet still offers plenty of space to relax and unwind.

Step inside and immerse yourself in sheer luxury with standard features including motorhome specific satellite navigation, a cutting-edge 21.5" Avtex Smart television and indulgent ALDE heating. The spacious front living area features a wraparound soft touch integrated dashboard, exclusive upholstery scheme, and ambient interior cab lighting. The rear washroom has a standalone shower cubicle, separate toilet, and sink.

Luxury is woven into every detail of the GF-70, offering motorhome Wi-Fi, a drop-down double bed over the cab area, and fully integrated blinds operated electronically on the windscreen. Whether you're planning a weekend getaway or a longer road trip, the Auto-Trail Grande Frontier GF-70 could be your perfect match.



SCAN QR CODE  
FOR THE FULL  
SPECIFICATIONS



# THE GRANDE FRONTIER GF-80

Experience the ultimate in luxury and comfort with the Auto-Trail Grande Frontier GF-80. Measuring in at 8.07m, this stunning A-Class motorhome is packed with features designed to make your next holiday unforgettable.

The GF-80 features a handy integrated media centre with table storage and illuminated entrance handle, a 21.5" Avtex Smart television, and motorhome Wi-Fi as standard. Relax and enjoy your favourite entertainment, even when you're off the grid.

Staying warm on those cooler nights is no problem with the GF-80's hydronic central ALDE heating and hot water system, and the convenient control panel makes it easy to adjust the temperature to your liking.

Whether you're planning a family vacation or a romantic getaway, the Auto-Trail Grande Frontier GF-80 has everything you need to make it a memorable experience.

 4 - 6	 2 - 4
 140BHP	 4,500kg
 LENGTH 8.07m (26'5")	 WIDTH 2.35m (7'7")



HALF DINETTE OPTION (UPGRADE)

SCAN QR CODE  
FOR THE FULL  
SPECIFICATIONS





# THE GRANDE FRONTIER GF-88



4 - 6



4



180BHP



5,000kg



LENGTH

8.79m (28'8")

WIDTH

2.35m (7'7")




The Grande Frontier GF-88 A-Class is our largest and most luxurious motorhome in the Auto-Trail range, perfect for extended trips away with all the comforts of home.

It features everything you need for an enjoyable extended trip away, including a spacious front dinette area for entertaining guests, a large rear island double bed and drop-down double bed within the cab, a Media Pack including a 21.5" Avtex Smart television as standard, and motorhome Wi-Fi as standard.

Representing the best of British craftsmanship, this lovingly designed masterpiece stands out on the road with its sleek yet bold aesthetics, boasting external LED lighting and an exquisite puddle light on the driver's door.

With the GF-88, you'll never feel too far away from home, no matter where you are. Whether you're planning a family vacation or a romantic getaway, the Auto-Trail Grande Frontier GF-88 has everything you need to make it a memorable experience.




SCAN QR CODE  
FOR THE FULL  
SPECIFICATIONS



# EXTERIOR COLOURS



FIAT Colours



FORD Colours



Auto-Trail motorhomes and campervans come in a choice of exterior or cab colours depending on the model and chassis. The variety of popular options range from lighter to darker tones, so there is something to suit everyone's taste.

When choosing an exterior colour for your Auto-Trail motorhome or campervan, it is important to consider the following factors:

- The type of terrain you will be driving on. Lighter colours tend to show dirt and grime more easily, so they may not be the best choice if you plan on doing a lot of off-road driving.
- The climate you will be driving in. Darker colours tend to absorb more heat, so they may not be the best choice if you plan on driving in hot weather.
- Your personal preferences. Do you want your vehicle to stand out from the crowd, or do you prefer a more subtle look?

Ultimately, the best way to visualise these colours is to visit an Auto-Trail dealership or our stand at the biannual NEC Show.

# FABRIC OPTIONS

Auto-Trail leisure vehicles feature practical, yet sophisticated soft furnishings, specifically tailored to complement the modern and welcoming atmosphere of each vehicle. These fabrics are unique to each vehicle range, offering the utmost comfort in a homely setting.

It is worth considering the fabric of a motorhome or campervan before making a purchase. Nice fabrics and soft furnishings can create a more stylish and inviting interior. They make your motorhome or campervan more comfortable to spend time in, and can also help to reduce noise and vibration.

If you have a dog or enjoy outdoor pursuits, consider purchasing a vehicle with darker upholstery for longevity.





# ENHANCEMENT PACKS

When you choose an Auto-Trail motorhome or campervan, you're not just selecting a mode of transport; you're embarking on an exciting new adventure. To make your experience even more exceptional, Auto-Trail offers a range of enhancement packs that cater to various needs and preferences, ensuring that your adventure is tailored just for you. These optional packs are designed to complement specific ranges within the Auto-Trail line-up, and their availability may vary depending on the model you choose.

## CAMPERVAN

### MEDIA PACK

Standard on V-Line SE, Sport and Adventure

8" Zenec touchscreen dashboard head unit

(featuring Western European motorhome specific satellite navigation, digital radio with integrated DAB+ tuner, Bluetooth hands free system with integrated microphone and selectable rear camera when driving forwards)

21.5" Avtex widescreen Smart television

Colour reversing camera

Steering wheel radio controls

Status television aerial with digital signal finder

### V-LINE SPORT UNIQUE CONTENTS

Standard on V-Line Sport

Fully sealed rear panel with boot, incorporating levelling blocks and tripod table base

Luxury U-shaped rear lounge with wrap around upper locker storage.

Flush fit side windows

External shower point

Gas barbecue point

Exclusive soft furnishing scheme

## MOTORHOME

### F-LINE & EXCEL DRIVERS PACK

£1,975

Power adjustable heated mirrors

Automatic headlamps

Front fog lamps

Body colour side mouldings

Heated front windscreens with low washer tank warning

Trend instrument panel including locking glove box

Colour coded front bumpers

Cab air conditioning

Rain sensing wipers

High series headlamp with static bending

### F-LINE & EXCEL LUX PACK

£1,578

9.5" Zenec Xzent LCD touchscreen dashboard head unit

(featuring radio with motorhome specific satellite navigation, colour reversing camera and selectable rear camera when driving forwards)

Barbecue point

Television aerial and preparation

Solar panel

Omni vent

Upgraded habitation entrance door and fly-screen

Loose fit habitation carpets

Cab carpets

### MEDIA PACK

Fitted to Imala (standard on Frontier and Grande Frontier)

£1,595

21.5" Avtex widescreen Smart television (19.5" on Imala)

8" Zenec touchscreen dashboard head unit

(featuring Western European motorhome specific satellite navigation system, digital radio with integrated DAB+ tuner, Bluetooth hands-free system with integrated microphone, selectable rear camera view when driving forwards)

Colour reversing camera

Steering wheel radio controls

Omni-directional television aerial

### MEDIA+ PACK

Fitted to Imala, Frontier and Grande Frontier

£2,595

(£1,000 on Frontier and Grande Frontier)

21.5" Avtex widescreen Smart television (19.5" on Imala)

8" Zenec touchscreen dashboard head unit

Colour reversing camera

Steering wheel radio controls

65cm fully automatic, folding, roof-mounted satellite system and receiver

# ENGINE



# OPTIONS



At the heart of any great motorhome adventure is the power and performance of your vehicle. Auto-Trail motorhomes and campervans have a range of engine options that suit your driving style and preferences, ensuring every journey is smooth and comfortable.

Auto-Trail's Fiat-based models have been equipped with the Euro 6D engine, bringing improved performance and increased torque to your travels. These engines not only meet the strictest emissions standards but also deliver enhanced power and responsiveness, making your adventures smoother and more efficient than ever before.

For those who prefer Ford-based models, Auto-Trail offers the popular EcoBlue Euro 6D engine as the standard choice. Known for its reliability and fuel efficiency, this engine provides the perfect blend of power and eco-friendliness, ensuring you can explore with confidence.

### FIAT Euro 6D Engine

- Optional 9-speed automatic transmission - top reliability and durability thanks to the torque converter.
- Improved consumption and less polluting emissions.
- 2.3ltr capacity for guaranteed reliability and endurance.
- Greater torque and power to ensure pleasant driving.
- Variable turbine geometry for controlled consumption.
- Stop-start mechanism.

### FORD Euro 6D Engine

- Optional 6-speed automatic transmission - SelectShift automatic transmission delivers a smooth, relaxing driving experience, especially in busy stop-start traffic.
- Improved consumption and less polluting emissions.
- Improved aerodynamics.
- Electronically assisted steering.
- Low-friction tyres.
- Stop-start mechanism as standard.

# MY AUTO-TRAIL



Auto-Trail understands that your motorhome or campervan is more than just a vehicle; it's your ticket to adventure and freedom. This is why we have introduced My Auto-Trail, an innovative online portal designed to enhance your ownership experience. With My Auto-Trail, you can now manage and monitor the status of your leisure vehicle from anywhere, giving you peace of mind and control like never before.

## My Auto-Trail features:

- My Auto-Trail provides you with a clear indication of your vehicle's current status. Whether you're at home, at work, or exploring the great outdoors, you can stay informed about the condition of your motorhome or campervan, ensuring that everything is running smoothly.
- Set SMS or email alerts to receive regular updates about your vehicle's status. Whether you want to be notified about maintenance requirements, security concerns, or any other vital information, My Auto-Trail keeps you in the loop.
- My Auto-Trail allows you to track the location of your motorhome every six hours. This feature is not only convenient for keeping tabs on your vehicle's whereabouts but also provides added security. Additionally, you can easily locate all Auto-Trail approved dealer workshops when needed.

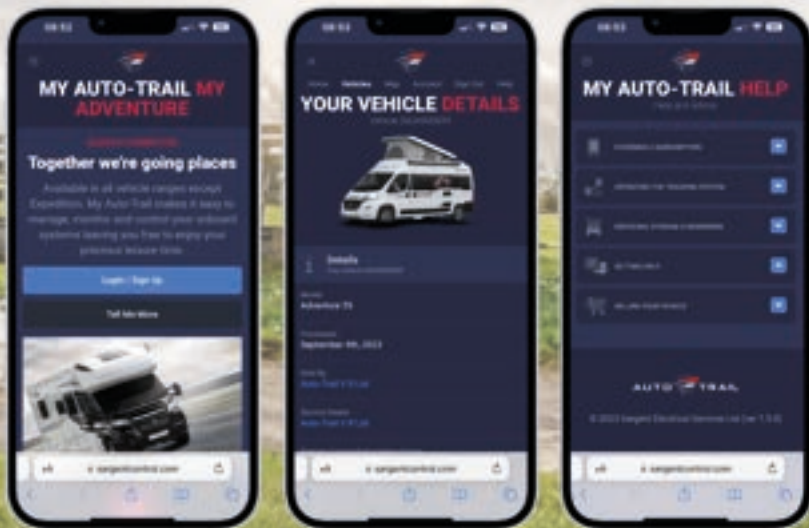
## Auto-Trail Connect: extra peace of mind

For those seeking even greater peace of mind and security, Auto-Trail offers Auto-Trail Connect as an add-on to the My Auto-Trail package. This feature is recognised by UK insurance providers and is Thatcham CAT 7 approved, ensuring the highest level of protection for your leisure vehicle.

## Benefits of Auto-Trail Connect:

- **Reduced Insurance Premium:** By adding Auto-Trail Connect to your motorhome, you may be eligible for reduced insurance premiums, thanks to its advanced security features.
- **Proactive Tracking:** In case of theft or loss, Auto-Trail Connect allows you to track the whereabouts of your leisure vehicle instantly, minimizing the risk of permanent loss.
- **European Coverage:** Whether you're traveling across the UK or exploring Europe, Auto-Trail Connect provides coverage across borders, ensuring that you're always connected.
- **Law Enforcement Liaison:** In the unfortunate event of theft, Auto-Trail Connect can assist law enforcement in recovering your vehicle, increasing the chances of a successful retrieval.
- **Peace of Mind:** Auto-Trail Connect offers complete peace of mind, knowing that your leisure vehicle is equipped with state-of-the-art security features.
- **Affordable:** Auto-Trail Connect comes with an affordable annual subscription fee, making it a valuable investment in the safety and security of your motorhome or campervan.

With My Auto-Trail and Auto-Trail Connect, you have the tools to keep your leisure vehicle safe, secure, and in perfect condition. These features not only enhance your ownership experience but also provide the peace of mind you need to fully enjoy your adventures on the open road.





# WHY CHOOSE AUTO-TRAIL

When it comes to choosing a motorhome or campervan, experience and innovation matter. Auto-Trail boasts over 40 years of expertise, standing out as a brand that combines decades of know-how with cutting-edge construction techniques to offer you a leisure vehicle like no other.

## Cube Construction: The foundation of excellence

At the heart of Auto-Trail's superior motorhome craftsmanship lies the innovative Cube Construction process. Unlike other manufacturers, Auto-Trail builds its habitation units separately on air-suspended platforms, ensuring a close-tolerance interior to the furniture, walls, and roofs. This structure is not only exceptionally rigid but can be seamlessly bonded to the chassis in one piece using a proven structural adhesive.

The key to this construction's thermal efficiency is the 35mm Styrisol internal core, which provides a remarkable 12% more insulation compared to the industry-standard expanded polystyrene. This translates into a comfortable and cosy interior, even when facing temperatures as low as -15°C, thanks to the Grade III classification for heating and thermal insulation earned by Auto-Trail models.

## Customisation for your lifestyle

One of the stand-out features of Auto-Trail's offerings is the ability to tailor your motorhome or campervan to your specific needs. With a variety of models, engine and chassis options, interior configurations (hi-line or lo-line), dinette choices, and exclusive

options packs, you have the freedom to create a leisure vehicle perfectly suited to your preferences and lifestyle.

## Industry-leading warranty cover

Auto-Trail's commitment to quality extends to its warranty coverage. All Auto-Trail campervans and motorhomes benefit from a five-year manufacturer backed habitation warranty, covering body construction integrity. Fiat-based vehicles have a two-year Fiat warranty and three-year Fiat Assist, and Ford-based vehicles have a three-year Ford warranty and one-year Ford Roadside.

## Performance-driven design

Auto-Trail's commitment to performance is evident in its aerodynamic exterior styling, which not only enhances the vehicle's aesthetics but also guides air and water efficiently around the body. This attention to detail ensures not only a smooth and stable ride but also protection against the elements.

When you choose a motorhome or campervan from Auto-Trail, you're not just buying a vehicle; you're investing in decades of experience, innovation, and craftsmanship. With superior construction, customisation options, industry-leading warranties, and a relentless pursuit of quality and performance, Auto-Trail is the brand that delivers an unmatched leisure vehicle experience.











**AUTO-TRAIL VR LIMITED**

Trigano House | Genesis Way | Europarc | Grimsby  
North-East Lincolnshire | DN37 9TU

**01472 571 000**

**[sales@auto-trail.co.uk](mailto:sales@auto-trail.co.uk)**

**[www.auto-trail.co.uk](http://www.auto-trail.co.uk)**

Issue 2, February 2024

