



Spirit
BY SWIFT

CITY RANGE



EXCLUSIVE RANGE
AVAILABLE AT



2021



Whether you are seeking exhilarating adventure or peace and tranquillity, Swift aim to make your holiday as comfortable and enjoyable as possible.

This incredibly versatile van conversion range easily converts from every day run around to sporty adventurer.

The City van conversion range boasts a fantastic level of specification and enhancements which are all included in the 'Spirit Pack' (see below).

Every Spirit City comes with an exclusive package of innovations:

- Swift Command: an app based vehicle management system to remotely control many of the vehicle functions
- Swift Command Tracker: a pre-installed Thatcham Cat 6 approved pro-active Tracker with option to subscribe.
- Connect Direct: an online customer service account for new owners with a host of benefits including access to information 24/7 & service reminders

SPRIT PACK

- Tech Flat Grey Exterior
- Heated Cab Seats
- Cab Air Conditioning
- Cruise Control
- Fiat Integrated Satellite Navigation, 5" Reversing Camera, DAB Radio & Steering Wheel Controls
- Fiat 16" Alloy Wheels
- Solar Panel (40 watt)
- Awning Canopy
- Reversing Sensors
- LED Daytime Running Lights
- Driver & Passenger Airbags
- TV Aerial
- Cab Windscreen Blind
- Captains Chairs
- Flyscreen Door
- Gloss Black Headlight Bezels, Skid Plate & Front Grille
- High Level Instrument Cluster
- Fiat Leather Steering Wheel
- Fiat Techno Silver Dashboard Kit
- Bespoke Upholstery & Graphics inc "Spirit" Logo Embossed in Seating
- Engine Battery Shut Off Isolation Switch
- Winter Pack (Heated Waste Tank & Insulated Water Pipes)

CITY RANGE SPECIFICATION

BASE VEHICLE

- Fiat Ducato 2.3 JTD 120 bhp 6-Speed Gearbox
- Exclusive Tech Flat Grey External Colour with Matching Bumper & Bespoke Graphics Scheme
- Fiat 16" Alloy Wheels (black & silver)
- Cab Air Conditioning & Cruise Control
- Fiat Integrated Satellite Navigation, 5" Reversing Camera, DAB Radio & Steering Wheel Controls
- Fiat Techno Silver Dashboard Kit
- Fiat Leather Steering Wheel
- LED Daytime Running Lights
- Driver & Passenger Airbags
- Heated cab seats
- Captains Chairs
- Reversing Sensors
- Gloss Black Headlight Bezels, Skid Plate & Front Grille
- High Level Instrument Cluster
- Engine Battery Shut Off/Isolation Switch
- European Whole Vehicle Type Approval ensures compliance with strict weight, dimension and safety regulations
- Body Insulated with High Performance 3M's 'Thinsulate'
- Long Wheel Base 3.5 Tonnes (122 & 144)
- Extra-Long Wheel Base 3.5 Tonnes (184)
- LED Side Entrance Light
- Driver & Passenger Swivel Seats with Headrest, Comfortable Wide Backrest & Side Support
- Height Adjustable Driver's Seat
- Electrically Operated & Tinted Cab Windows
- Key Fob Operated Remote Central Locking
- Rain Diverter over Side Entrance Door
- ABS Brakes
- EBD (electronic brake force distribution)
- Immobiliser with Rolling code
- Variable Power Steering
- Headlamp Height Adjustment
- Adjustable Steering Wheel Position
- Central Cup Holder with slot for full width tablet and USB charging port
- Door pockets with bottle holders
- Two 12V Sockets in Cab
- Fix & Go Puncture Repair Kit
- Dash Mounted Tablet Holder

EXTERNAL FEATURES

- Awning Canopy (black casing)
- Solar Panel (40 watt)
- TV Aerial

LIVING AREA

- 'Aralie Sen' woodgrain and NEW Oyster Grey locker doors with chrome strip and chrome push button handles
- Bespoke Upholstery including 'Spirit' logo embossed in Seating
- Forward facing travelling seat (except 122)
- 'Savoy' fabric wall covering with stain resistant finish
- 'French Oak' effect, high impact, scratch resistant floor lino
- Interior formed decor panels to sliding & rear doors
- Thermally insulated quilted fabric covers for windscreen and cab side windows
- Double glazed windows with pleated cassette blinds and flyscreens
- Cab Windscreen Blind
- Flyscreen Door
- Mini-Heki clear rooflights to front
- Midi-Heki to rear with flyscreen and blind
- Electric side entrance step
- Main table with dedicated storage location
- Rotating leaf table extension (not 122) with second table at rear
- Two rear windows with blinds and flyscreens
- Gas strut lounge seat lid support in 122 & 184 for easy access
- Smoke alarm
- Carbon monoxide alarm
- Magazine nets and coat hooks (model specific)
- Removable Carpets

KITCHEN

- 3 burner Thetford hob with combination oven and grill (122 & 184)
- Stainless steel sink bowl
- Chrome effect mixer tap
- Combination 2 burner hob and mini grill in sink unit, stainless steel sink with glass lid (144)
- 85 litre Dometic 230V/12V/gas fridge with 3 way power
- Foldaway worktop extension (except 184)
- Waste bin (except 184)

WASHROOM

- Mirrored vanity cupboard and foldaway washbasin (122)
- Mirrored vanity cupboard and fixed washbasin (144 & 184)
- Chrome effect mixer tap for vanity and shower (144 & 184)
- Shower mixer with retainer and separate taps (122)
- Thetford cassette toilet with electric flush
- Large bore underslung rigid waste pipes
- Multi-directional rooflight with flyscreen
- Metal curtain rack with easyflow operation

HEATING & PLUMBING

- Electronically operated flush and waste water drain valves with insulated covers
- Dual fuel blown air heating with Truma Combi 6 1.8kW electric/6kW gas/5.8kW Combined Digital programmable controller for heating and hot water
- Grade 3 classification (EN 1646-1) for heating and thermal insulation (for subzero ambient temperatures)
- High capacity internal water pump
- Pressurised fresh water system with self-priming and accumulator
- 12V exterior point for pump filling of water tank (pump not supplied)
- Gas bottle capacity 2 x 6kg propane regulator
- Truma 'Crash Sensor Mono' regulator for en-route use of heating and water heating
- Insulated 59 litre fresh water tank with tank fill socket (93 litres on 122 & 144)
- Waste water tank with 41 litres capacity (58 litres on 122 & 144)
- Winter Pack including tank heaters & pipe insulation

ELECTRICAL

- Enhanced Swift Command control system with updated 'user friendly' app interface:
 - Pre-installed Thatcham Category 6 approved pro-active tracker (subject to annual subscription)
 - Swift Command Intelligent power supply unit with LCD control panel; Functions include, battery selection, battery state meter, lighting and water pump circuit controls, internal & external temperature, internal humidity levels, 230V load limiter (settable between 5 amps & 16 amps), solar panel charging levels, heating controls and Bluetooth connection.
 - New fridge control and monitoring
- Swift Command app allows certain functions to be controlled/monitored remotely and comes with;
 - Remote levels viewing
 - Remote control of power, lighting and heating
 - Enhanced remote heating controls with New heater status bar
- VIN CHIP identification system concealed within construction to deter theft and aid quick recovery
- Fully protected mains electric system
- 230V sockets in kitchen
- 25 Amp charger/transformer
- Ultra-low energy lighting system:
- Dimmable LED spotlights
- 80 Amp sealed (Dir 2006/66/EC) leisure battery
- 25m mains hook-up cable
- Speakers fitted in roof at rear



184 External



Cab Interior



184 External




Cab View Rooflight



Bathroom



184 Front Lounge



144 & 184 Rear Lounge



184 Internal



184 Internal

dolphin hampshire

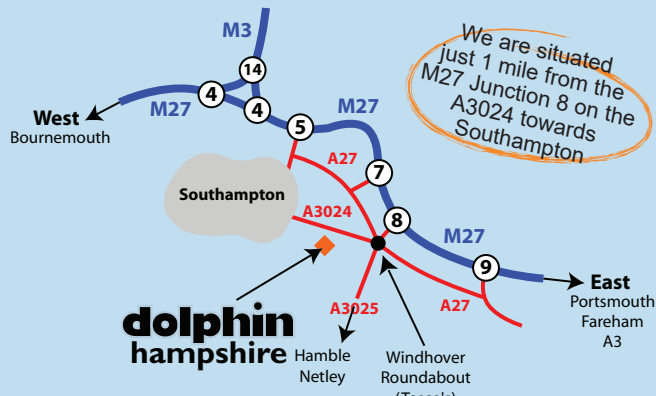
478 Bursledon Road (A3024),
 Southampton, Hampshire, SO19 8NH
 ☎ 02380 406777

how to find us

From the M27

Leave the motorway at Junction 8 and head towards Hamble / Bursledon from the junction. This will take you onto a short dual carriage way which ends at a large roundabout. At the roundabout follow the signs for the A3024 towards Southampton (Bursledon Road) which is the third exit from the roundabout.

Follow the A3024 (Bursledon Road) for approximately ¼ mile, straight across the traffic lights and we are situated about 100 metres past the traffic lights on the left hand side.



about dolphin

Dolphin prides itself on being a family run business and we have over 45 years experience in the motorhome industry. We understand the extreme importance of customer care, and we place great emphasis on looking after both our existing and potential customers to give you the service you deserve. With several of our staff having owned motorhomes personally they share the same passion and enthusiasm for the open road plus with a friendly and honest approach.

So whatever your motorhoming needs, please pay our Southampton or Christchurch branches a visit where we look forward to meeting you and discussing your requirements.

The Dolphin Team



dolphin dorset

Iford Bridge (Main A35), Barrack Road,
 Christchurch, Dorset, BH23 2QA
 ☎ 01202 479444

how to find us

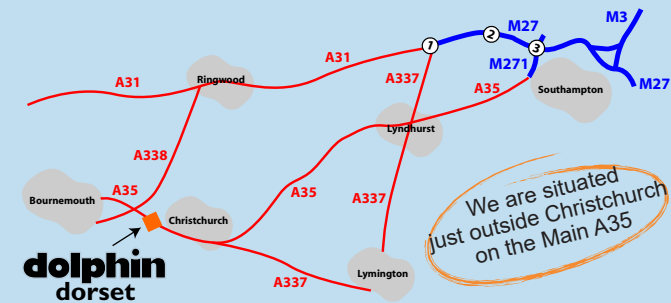
We are located on the main A35 between Christchurch and Bournemouth just by the Iford Bridge.

From A338 Ringwood to Bournemouth

From A338 Ringwood to Bournemouth, come off & join the A3060 towards Christchurch & follow for around one mile. At the roundabout take the first left onto the A35 (Iford Bridge pub on your right) & follow down for ¼ mile & our site is situated on the left hand side.

From Christchurch Town Centre

Follow signs for the A35 towards Bournemouth which will also take you onto Barrack Road. Continue to follow A35/Barrack Road & you will come to a roundabout with a petrol station, continue straight on & our site is situated 100metres on the right hand side.



www.spiritbyswift.co.uk
www.dolphinmotorhomes.co.uk
sales@dolphinmotorhomes.co.uk

Opening Times: Both Branches

Monday-Friday: 9.00am - 6.00pm
Saturday: 9.00am - 5.00pm
Sunday: 10.00am - 4.00pm

OPEN 7 DAYS A WEEK ALL YEAR ROUND